

Use Of Force - Scrutiny Panel

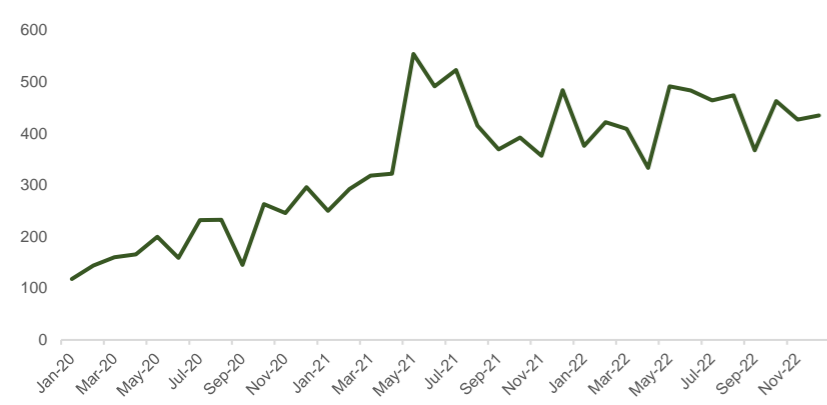


Analysis and Breakdown

Owner: Chief Inspector Carl Bourne, Operations Planning

Use Of Force Overview

Longer Term Trend - Forms Completed in the last 36 Months



Monthly Average - Last 36M:	Monthly Average - From May 2021
341	427

Use of Force has been captured in Pronto since November/December 2019. Reporting increased steadily until May 2021 - The data then highlights a significant increase in the number of Forms being completed. Since this time, the monthly volumes have stabilised. There is actually a 'downward' trend in the data, from that time period. Volumes do seem to be levelling off and I expect the trend line to flatten out (from May 2021) when we reflect on next quarter's data.

Top 10 most used Tactics Used - Last 36 Months

UOF Tactics Used	Total
Handcuffing	7,994
Tactical Communications	6,592
Unarmed Skills	4,994
Ground Restraint	1,038
Limb or Body Restraints	655
Taser Cartridge 1 Red Dotted	555
Improvised Other	534
PAVA Used	263
Firearms	232
Taser Cartridge 1 Drawn	209

Total Tactics Used: **23,991**


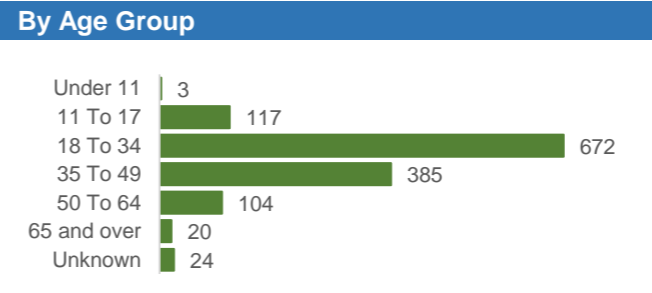
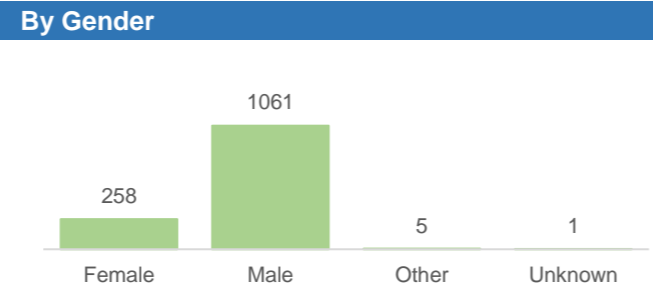
Of Total Tactics Used:

- Handcuffing **33%**
- Tactical Communications **27%**
- Unarmed Skills **21%**

Completed Forms - Last 3 Month Breakdown (Oct 22 - Dec 22)

Total Forms Completed:	Three Month Average:
1,325	442

MonthYear	Total
Oct-22	463
Nov-22	427
Dec-22	435



Completed Forms - Key Areas Of Interest - Last 3 Month Breakdown (Aug - Oct 22)

Force Used In Custody	Mental Health - Factor	Weapon - Factor	Taser Involved
124	409	195	88*

*8 Forms identified a Taser being 'Fired'

Summary:

Use Of Force has been used mainly on:
 Males (80%)
 Persons in the 18 To 34 age bracket (51%)
 Persons from a White Ethnic Background (86%)

9% of Use Of Force occurred in Custody, 31% of forms identified Mental Health as a factor, 15% of forms identified Weapon as a factor and 7% of forms identified Taser usage (in some capacity).

Tactics Used - Last 3 Month Breakdown (Oct 22 - Dec 22)

Total Tactics Used:

2,692

MonthYear	Total
Oct-22	941
Nov-22	850
Dec-22	901

UOF Tactics Used	Total
Handcuffing	845
Tactical Communications	772
Unarmed Skills	594
Ground Restraint	126
Limb or Body Restraints	76
Improvised Other	66
Taser Cartridge 1 Red Dotted	47
Firearms	30
PAVA Used	30
PAVA Drawn	25

Total Tactics Used: **2,692**

Of Total Tactics Used:

- Handcuffing **31%**
- Tactical Communications **29%**
- Unarmed Skills **22%**



Source	Total Population	Ethnic Group	Population Representation (%)	Total Completed UOF Forms	Completed Forms Representation (%)	Representation Status
2011 Census	12433	Asian	2.1%	20	1.5%	Under Represented
2011 Census	5150	Black	0.9%	122	9.2%	Over Represented
2011 Census	1093	Chinese / Other	0.2%	29	2.2%	Over Represented
2011 Census	8661	Mixed	1.5%	20	1.5%	Over Represented
2011 Census	569647	White	95.0%	1134	85.6%	Under Represented