

Use Of Force - Scrutiny Panel

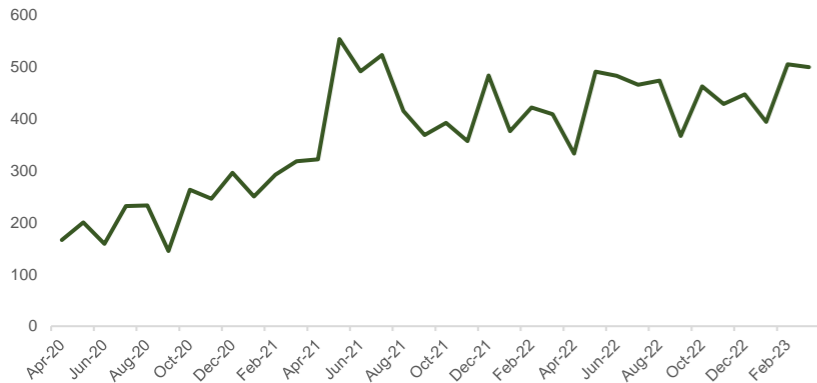


Analysis and Breakdown

Owner: Superintendent Carl Bourne, Forest and Gloucester Division

Use Of Force Overview

Longer Term Trend - Forms Completed in the last 36 Months



Monthly Average - Last 36M:

369

Monthly Average - From May 2021

431

Use of Force has been captured in Pronto since November/December 2019. Reporting increased steadily until May 2021 - The data then highlights a significant increase in the number of Forms being completed. Since this time, the monthly volumes have stabilised and volumes have levelled off. When we just look at the data from May 2021 to March 2023 there is a slight downward trend in the data.

Top 10 most used Tactics Used - Last 36 Months

UOF Tactics Used	Total
Handcuffing	8,596
Tactical Communications	7,194
Unarmed Skills	5,429
Ground Restraint	1,107
Limb or Body Restraints	703
Taser Cartridge 1 Red Dotted	590
Improvised Other	572
Firearms	284
PAVA Used	274
Taser Cartridge 1 Drawn	226

Total Tactics Used: **25,932**

Of Total Tactics Used:

Handcuffing **33%**

Tactical Communications **28%**

Unarmed Skills **21%**

Completed Forms - Last 3 Month Breakdown (Jan 23 - Mar 23)

Total Forms Completed: (Last 3 Months)

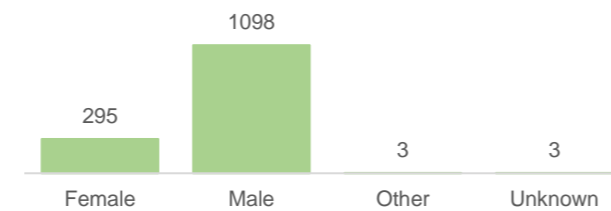
1,399

Monthly Average: (Last 3 Months)

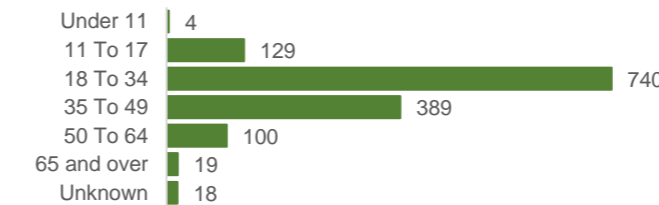
466

MonthYear	Total
Jan-23	394
Feb-23	505
Mar-23	500

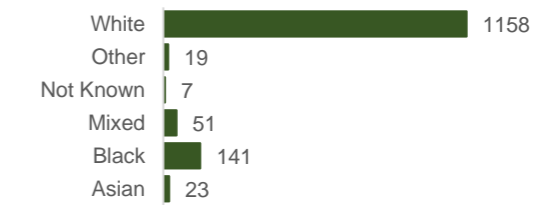
By Gender



By Age Group



By Ethnic Group



Completed Forms - Key Areas Of Interest - Last 3 Month Breakdown (Jan 23 - Mar 23)

Force Used In Custody

106

Mental Health - Factor

428

Weapon - Factor

236

Taser Involved

77*

*6 Forms identified a Taser being 'Fired'

Summary:

Use Of Force has been used mainly on:
Males (78%)
Persons in the 18 To 34 age bracket (53%)
Persons from a White Ethnic Background (83%)

8% of Use Of Force occurred in Custody, 31% of forms identified Mental Health as a factor, 17% of forms identified Weapon as a factor and 6% of forms identified Taser usage (in some capacity).

Tactics Used - Last 3 Month Breakdown (Jan 23 - Mar 23)

Total Tactics Used: Last 3 Months

2,725

MonthYear	Total
Jan-23	793
Feb-23	973
Mar-23	959

Top 10 most used Tactics Used - Last 3 Months

UOF Tactics Used	Total
Handcuffing	872
Tactical Communications	788
Unarmed Skills	590
Ground Restraint	104
Limb or Body Restraints	72
Improvised Other	68
Firearms	63
Taser Cartridge 1 Red Dotted	42
PAVA Drawn	25
PAVA Used	21


Total Tactics Used: **2,725**

Of Total Tactics Used:

Handcuffing **32%**

Tactical Communications **29%**

Unarmed Skills **22%**



Source	Total Population	Ethnic Group	Population Representation (%)	Total Completed UOF Forms	Completed Forms Representation (%)	Representation Status
2021 Census	18464	Asian	2.9%	23	1.7%	Under Represented
2021 Census	7777	Black	1.2%	141	10.1%	Over Represented
2021 Census	14149	Mixed	2.2%	51	3.7%	Over Represented
2021 Census	4375	Other	0.7%	19	1.4%	Over Represented
2021 Census	600314	White	93.0%	1158	83.2%	Under Represented