

Use Of Force - Scrutiny Panel

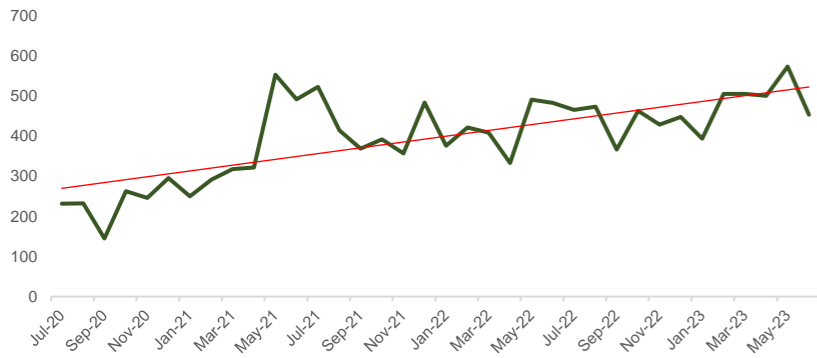


Quarter 1 - 2023/2024 - Analysis and Breakdown

Owner: Superintendent Carl Bourne, Forest and Gloucester Division

Use Of Force Overview

Longer Term Trend - UOF Forms Completed - Last 36 Months



Monthly Average - Last 36M:

397

Monthly Average - From May 2021

449

Use of Force has been captured in Pronto since November/December 2019. Reporting increased steadily until May 2021 - The data then highlights a significant increase in the number of UOF Forms being completed. Since this time, the monthly volumes have stabilised and volumes have levelled off.

Top 10 most used Tactics Used - Last 36 Months

UOF Tactics Used	Total
Handcuffing	9,212
Tactical Communications	7,754
Unarmed Skills	5,830
Ground Restraint	1,155
Limb or Body Restraints	748
Taser Cartridge 1 Red Dotted	636
Improvised Other	616
Firearms	356
PAVA Used	275
Taser Cartridge 1 Drawn	264

Total Tactics Used: **27,849**

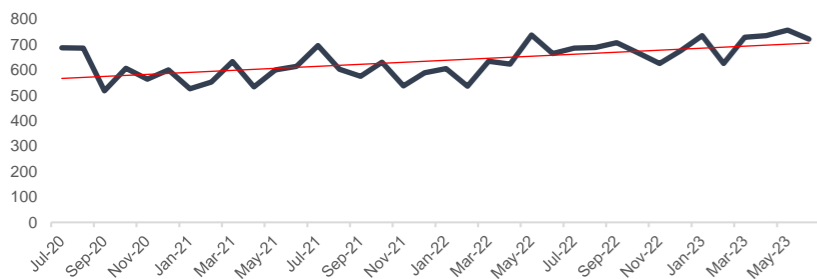
Of Total Tactics Used:

Handcuffing **33%**

Tactical Communications **28%**

Unarmed Skills **21%**

Authorised Detentions for Comparison Purposes - Last 36 Months



Monthly Average - Last 36M:

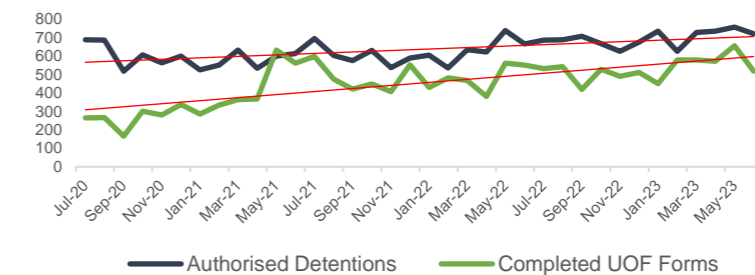
636

Monthly Average - From May 2022

697

Authorised Detentions were relatively stable up until May 2022. Since that point we have seen significant increases forming a 'new normal'.

Completed UOF Forms and Authorised Detentions - 36M Relationship



Note: This is dual axis line chart used specifically to present the relationship between two variables (where the volumes are significantly different)

Chart Explanation:

Over the period the trend in completed UOF Forms is increasing as is the trend in Authorised Detentions. There is correlation within these data sets.

Use Of Force - Latest Quarter

Completed UOF Forms - Last 3 Month Breakdown (Jan 23 - Mar 23)

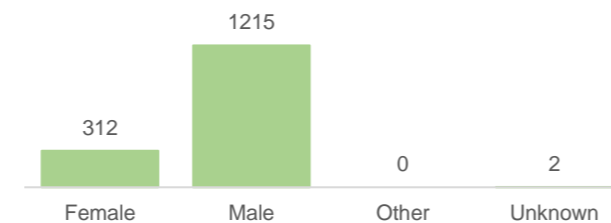
Total Forms Completed: (Last 3 Months)

1,529

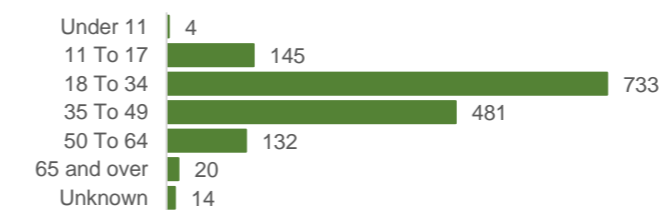
Monthly Average: (Last 3 Months)

510


MonthYear	Total
Apr-23	501
May-23	574
Jun-23	454



By Age Group



By Ethnic Group



Completed UOF Forms - Key Areas Of Interest - Last 3 Month Breakdown (Jan 23 - Mar 23)

Force Used In Custody
115

Mental Health - Factor
465

Weapon - Factor
329

Taser Involved
127*

Summary:

Use Of Force has been used mainly on:
Males (78%)
Persons in the 18 To 34 age bracket (53%)
Persons from a White Ethnic Background (83%)

8% of Use Of Force occurred in Custody, 31% of forms identified Mental Health as a factor, 17% of forms identified Weapon as a factor and 6% of forms identified Taser usage (in some capacity).

*7 Forms identified a Taser being 'Fired'

UOF - Tactics Used - Last 3 Month Breakdown (Apr 23 - Jun 23)

Top 10 most used Tactics Used - Last 3 Months

Total Tactics Used:
Last 3 Months

2,929

MonthYear	Total
Apr-23	939
May-23	1084
Jun-23	906

UOF Tactics Used	Total
Handcuffing	955
Tactical Communications	849
Unarmed Skills	597
Ground Restraint	92
Firearms	82
Limb or Body Restraints	72
Taser Cartridge 1 Red Dotted	70
Improvised Other	63
Taser Cartridge 1 Drawn	42
PAVA Drawn	16

Total Tactics Used: **2,929**

Of Total Tactics Used:

Handcuffing **33%**

Tactical Communications **29%**

Unarmed Skills **20%**

Completed UOF Forms - Last 3 Months - Ethnic Group - Rates Per 10,000 People

Asian

16.8

Black

168.4

Mixed

18.4

Other

25.1

White

21.9

Source	Total Population	Ethnic Group	Population Representation (%)	Total Completed UOF Forms	Completed Forms Representation (%)	Representation Status
2021 Census	18464	Asian	2.9%	31	2.0%	Under Represented
2021 Census	7777	Black	1.2%	131	8.7%	Over Represented
2021 Census	14149	Mixed	2.2%	26	1.7%	Over Represented
2021 Census	4375	Other	0.7%	11	0.7%	Over Represented
2021 Census	600314	White	93.0%	1314	86.8%	Under Represented